

# Ferrolli



## Egea Tech

Air-water heat pump for domestic hot water production







# ELECTRONICS...

Easier than that!

The **EGEA TECH** user interface features a very simple and intuitive display


- > **White** backlit LEDs for managing the temperature, functions and energy monitoring
- > **Red** backlit LEDs for alarm warnings
- > The 4 side touch buttons allow Egea Tech to be switched on/off (⏻); navigating the MENU (SET) and increase (+) or decrease (-) the setting values
- > Energy monitoring via display or App



## OPERATING MODES

To satisfy the widest range of needs, **EGEA TECH** offers **5** different operating modes:

RENEWABLE ENERGY ONLY		
<b>ECO MODE</b>	<b>HP</b>	<b>EGEA TECH</b> works ONLY in heat pump mode. The supplementary heater switches on as support only if the external temperature is outside the working range (Tmax 62°C)
PREFERRED USE OF RENEWABLE ENERGY		
<b>AUTO MODE</b>	<b>HP + [Heating Element Icon]</b>	<b>EGEA TECH</b> favors heat pump operation. The supplementary heater switches on as support only if the tank temperature increases too slowly (>4°C/30 min) or if the external temperature is outside the working range (Tmax 62°C)
COMBINED USE OF RENEWABLE ENERGY AND ELECTRICITY		
<b>BOOST MODE</b>	<b>[HP + Heating Element Icon]</b> FLASHING	<b>EGEA TECH</b> works simultaneously in heat pump mode and with the supplementary heater. Setpoint adjustable to 75°C
USE OF ELECTRICITY ONLY		
<b>ELECTRIC MODE</b>	<b>[Heating Element Icon]</b>	<b>EGEA TECH</b> works only with the supplementary heater. Setpoint adjustable to 75°C
AIR RECIRCULATION ONLY		
<b>FAN MODE</b>	<b>FAN</b>	<b>EGEA TECH</b> works exclusively in ventilation mode (HT model only). Heat pump and supplementary heater are OFF



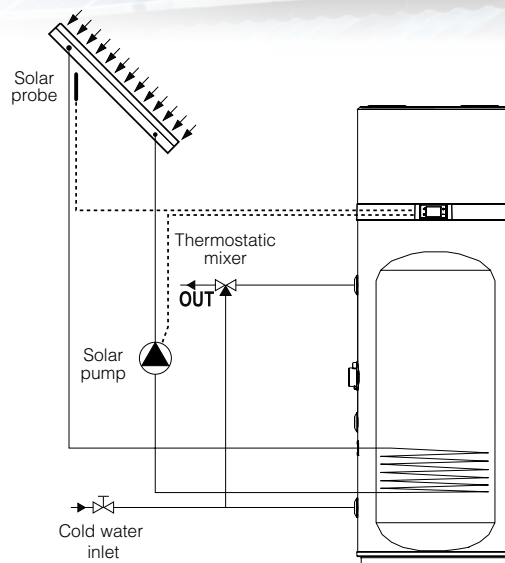
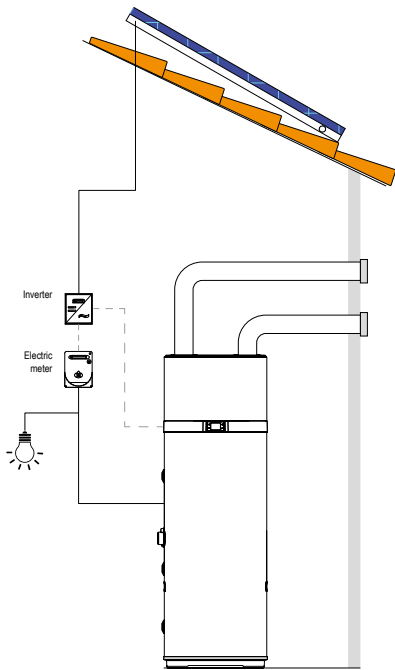
- |  |                        |  |                           |
|--|------------------------|--|---------------------------|
|  | ALARM                  |  | BUTTON LOCK               |
|  | HEAT PUMP              |  | SCHEDULING                |
|  | HEATING ELEMENT ACTIVE |  | WI FI                     |
|  | DEFROST                |  | PHOTOVOLTAIC              |
|  | ANTIFREEZING           |  | SOLAR THERMAL / HOT WATER |
|  | ANTI LEGIONELLA        |  | SMART GRID                |



# INTEGRATION...

## Egea Tech gets along with everyone

All **EGEA TECH** versions provide for the possibility of using renewable energy supplied by a **photovoltaic system** (electricity) or from a **solar thermal system** (thermal energy). This last solution is possible **ONLY** for models **200 LT-S** and **260 LT-S**, whose tank houses a coil used as a solar exchanger.



## PHOTOVOLTAIC SYSTEM

**EGEA TECH** is able to manage the surplus Electricity supplied by a Photovoltaic System through signaling of the Inverter via a voltage-free contact. In this mode, **EGEA TECH** will prepare the domestic hot water at a higher temperature Set Point (settable) than the ECO/AUTO modes, for exploiting the free energy available.

## SOLAR SYSTEM

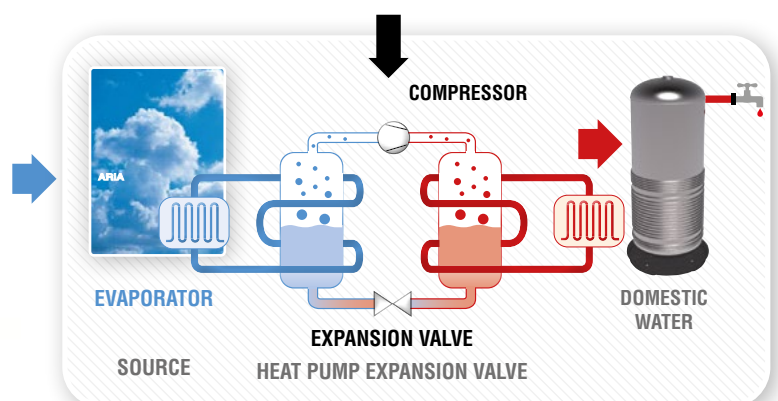
### Connection method

**EGEA TECH** manages all the components of the Solar Circuit directly with its **own** electronics, optimizing heat pump operation according to the availability of Solar Energy.

## INCENTIVES...

### When saving is a must

**EGEA TECH** exploits all the characteristics and technology of air-water heat pumps for the production of **domestic hot water**. Only 25% of the system's energy requirement comes from electricity






# BUT FOR THOSE WHO WANT MORE


## Wi-Fi and App

**EGEA TECH** heat pump water heaters come **as standard with a WiFi module** integrated in the product in order to be connected to the home WiFi network (WiFi router) and therefore controlled via APP.

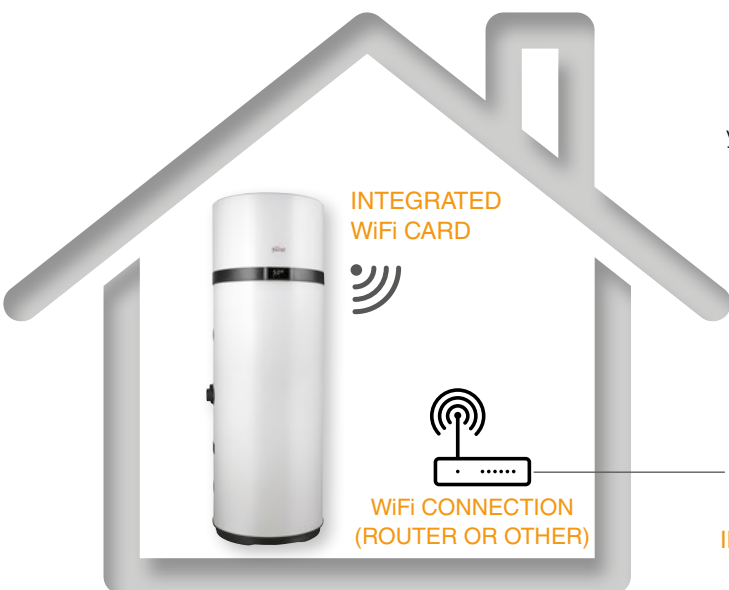


By downloading the dedicated **FERROLI HOME** App for free, Egea Tech can be fully managed at any time.

After quick and easy registration it will be possible to remotely manage the comfort of hot water in the home.



After downloading the app and logging in, you will be able to view and manage all your Ferrol heat pumps and hybrid systems



With **FERROLI HOME** it is possible to modify the operating parameters, and program switching off and on. It is a very intuitive and easy to use App. Here are some examples:

### SCHEDULING

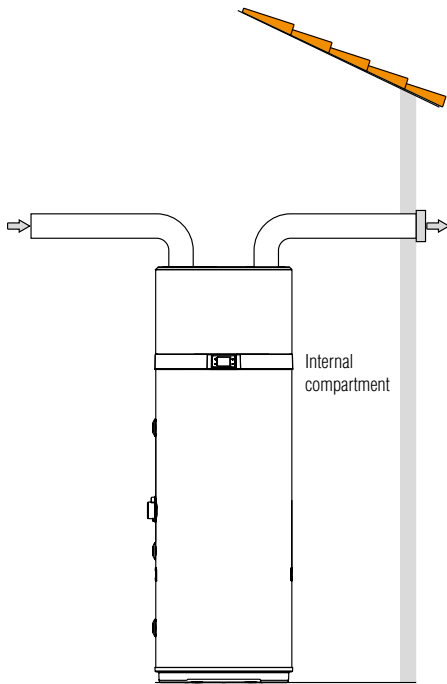
### ENERGY MONITORING



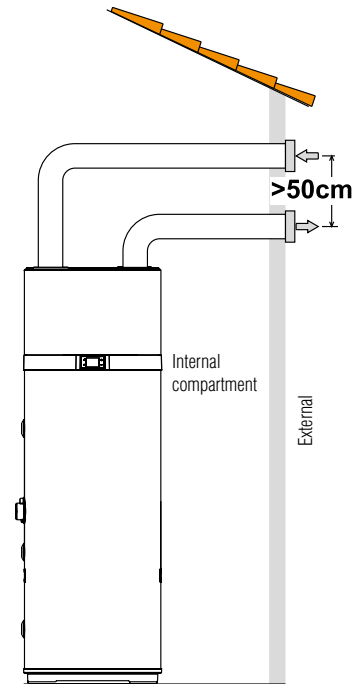


# INSTALLATIONS

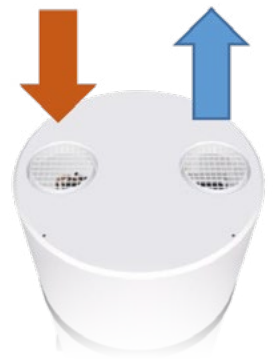
## Types of installation



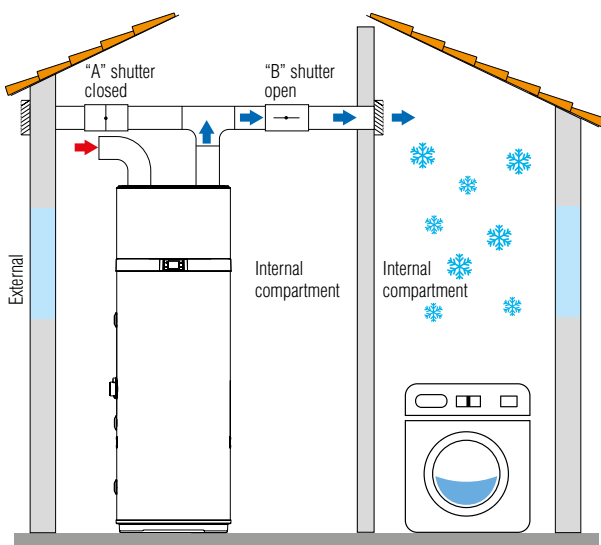
**Fig. 1**  
Example of air discharge  
connection with models  
200 and 260



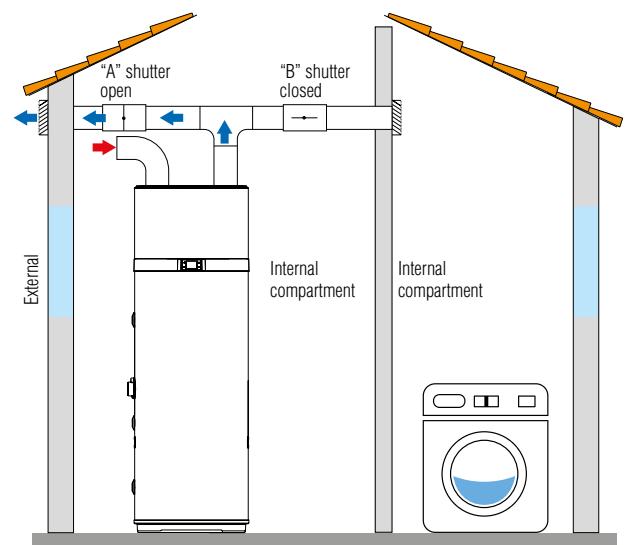
**Fig. 2**  
Example of air discharge  
connection (this type of  
installation can only be  
made with models 200  
and 260)



The heat pump requires adequate air ventilation. A possible dedicated air duct is shown in Fig. 1. It is also important to ensure adequate ventilation of the room containing the unit. An alternative solution is shown in the figure below (Fig. 2): it provides for a second ducting that draws air from the outside instead of directly from the inside room.



**Fig. 3**  
Example of installation in the summer period (this type of  
installation can only be done with models 200 and 260).



**Fig. 4**  
Example of installation in the winter period (this type of  
installation can only be done with models 200 and 260).

One of the peculiarities of heat pump heating systems is that these units produce a considerable lowering of the air temperature, generally expelled to the outside of the home. As well as being colder than the ambient air, the expelled air is also completely dehumidified, therefore the air flow can be returned inside for the summer cooling of specific rooms or areas. Installation provides for splitting of the extraction pipe, which is fitted with two dampers ("A" and "B") for directing the air flow to the outside (fig. 3) or the inside of the home (fig. 4).

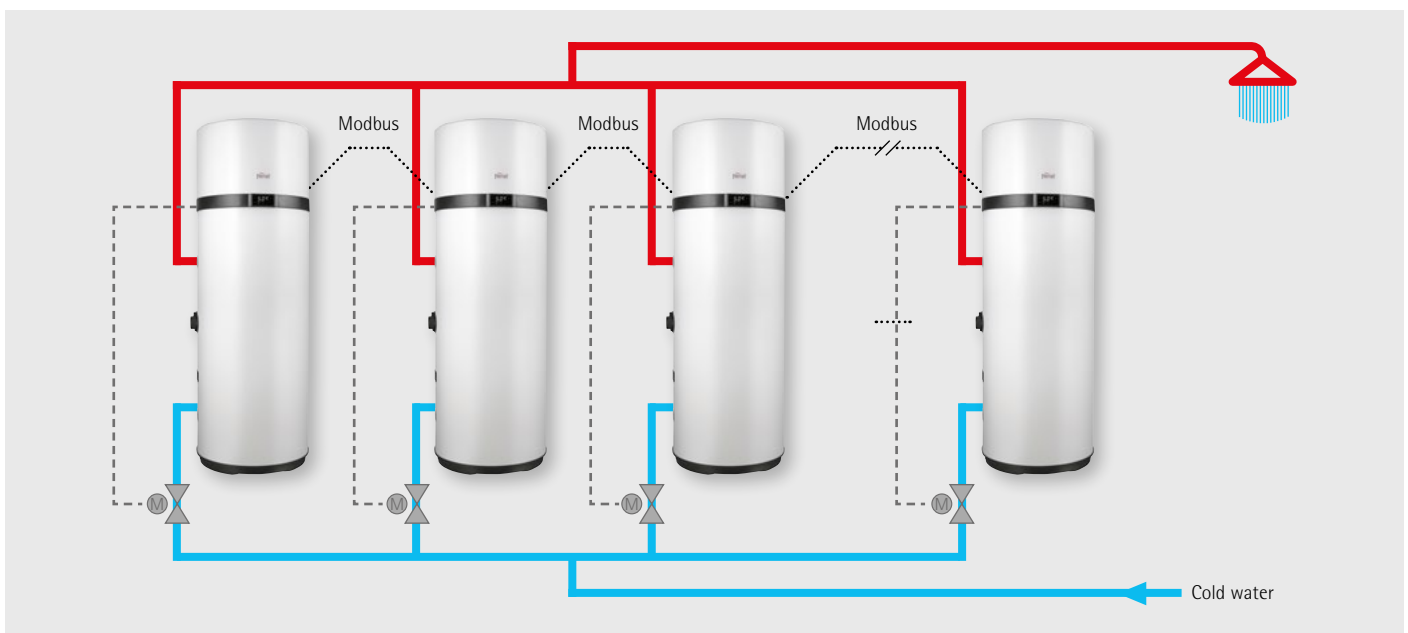


# INSTALLATION - COMPONENTS

## Installation in cascade

To best satisfy users requiring lots of domestic hot water, we have designed the electronic control system so that **a cascade of up to 8 Egea Tech units can be created and managed**. The Egea Tech array does not need any external regulator and is able to **self-configure** itself with "master/slave" logic to manage any dynamic linked to cascade operation. The array parameters can be read or modified from the MASTER display or remotely via the FERROLI HOME App. The various features of the Egea Tech cascade system include:

- Management of operating cycles with rotation of rotation sequences
- Smart draw-off of DHW from the highest potential water heater
- Continuity of service in case of an array water heater failure



## EGEA TECH IN PILLS



### Photovoltaic optimization

When the symbol on the display is lit up, the energy produced by the photovoltaic system is used to heat the water inside the tank



### Smart grid

When this symbol is lit up on the display, the unit works during the reduced rate time band



### Active defrost

When the unit detects a defrost temperature  $\leq 1^{\circ}\text{C}$ , all the procedures are activated to restore optimal operating conditions



### Operation with heating element

With this mode only the electrical heating element is used



### ON/OFF button

For switching the unit on and off, putting it in standby, locking the buttons and saving the modified parameters



### Operation in cascade

It is possible to create/manage a cascade of up to 8 Egea Tech units without any external regulator and is self-configurable



### Scheduling

For setting the activation and/or deactivation time bands



### Integrated solar thermal control

When the symbol is lit up, solar energy is used to heat the tank water (models LT-S)



### SET button

For selecting the various functions/operating modes, selecting parameters and confirming the modified value



### Active button lock

In any status, the button lock function is activated 60 seconds after the last press



### Alarm

It signals a unit fault or "protection active" status



### Wi-Fi remote control

Light on when the connection status between the unit and an external Wi-Fi router is satisfied



### Anti-legionella sanitization

A heating/sanitization cycle of the water inside the tank is done by means of an electrical heating element



### Heat pump operation

With this mode only the heat pump is used within the product operating limits



### Frost protection

The frost protection function is activated when the water temperature is below/equal to  $5^{\circ}\text{C}$ . It switches on the heating element until  $12^{\circ}\text{C}$  is reached



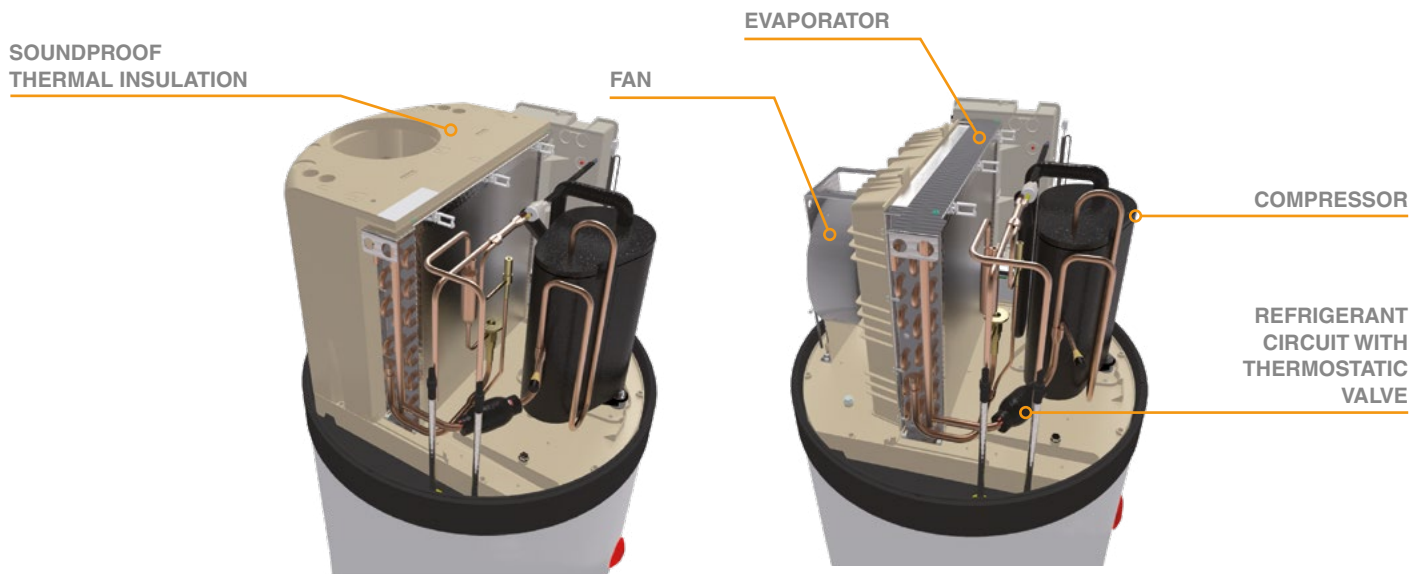

### Energy monitoring

"Energy monitoring" function available via display or via the App



# COMPONENTS

Floor-standing version connections (200 - 260 lt)

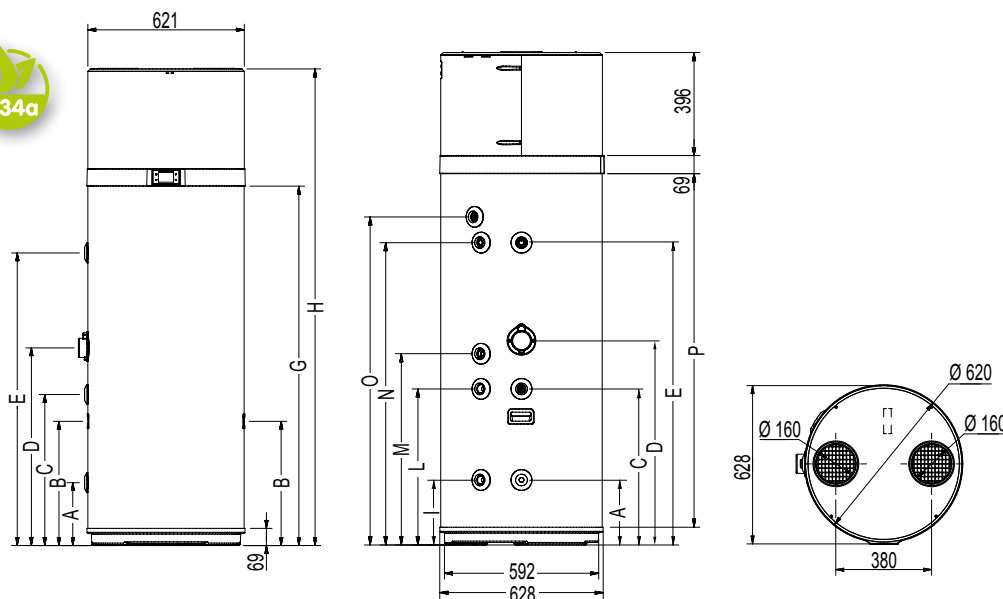




# DIMENSIONS

## Technical drawings

### MODEL 200-260 liters

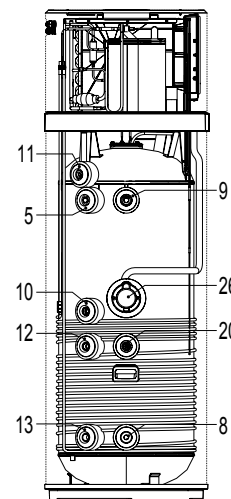


MODEL	Ø	LT		LT-S	
		200	260	200	260
A	mm 1"G	250	250	250	250
B	mm -	-	-	490	493
C	mm 1/2"G	600	600	600	600
D	mm -	705	785	705	785
E	mm 1"G	876.5	1162	876.5	1162
G	mm -	1142	1427	1142	1427
H	mm -	1607	1892	1607	1892

MODEL	Ø	LT		LT-S	
		200	260	200	260
I	mm 3/4"G	-	-	250	250
L	mm 3/4"G	-	-	599	600
M	mm 3/4"G	705	735	705	735
N	mm 3/4"G	877	1162	877	1162
O*	mm 1/2"G	976	1261	976	1261
P	mm -	1073	1358	1073	1358

\* Outlet connection in plastic material

### CONNECTIONS

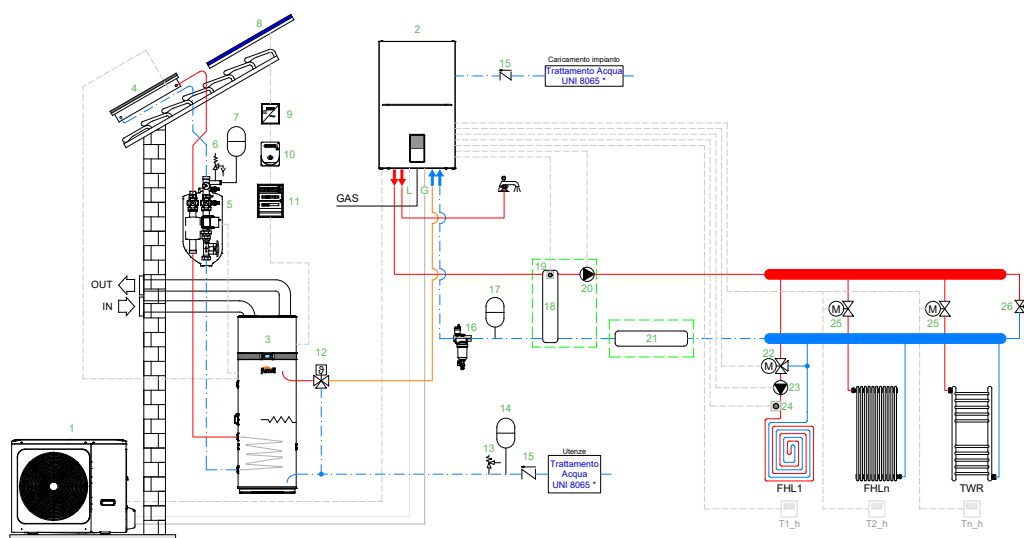


#### LEGEND

- 8 Cold water inlet connection
- 9 Hot water outlet connection
- 10 Recirculation arrangement
- 11 Condensate drain
- 12 Inlet thermal coil arrangement (only for LT-S models)
- 13 Arrangement for outlet thermal coil (only for LT-S models)
- 20 Solar probe holder well (only for LT-S models)
- 23 Tube for safety thermostat bulb
- 26 Compartment for accessing heating element and safety thermostat bulb

# EXAMPLE DIAGRAMS OF NEW SYSTEMS

## Egea Tech, Omnia S Hybrid C, photovoltaic



**LEGEND** 1 Outdoor unit 2 Indoor unit 3 Heat pump water heater 4 Solar collector 5 Solar thermal circulating unit 6 Safety valve 7 Solar thermal circuit expansion vessel 8 Photovoltaic panel 9 Inverter 10 Counter 11 Electrical panel 12 Thermostatic mixing valve 13 DHW safety valve 14 DHW expansion vessel 15 Non-return valve 16 Dirt separator 17 Expansion vessel 18 Parallel inertial storage, hydraulic separation 19 Inertial storage top probe Tbt1 20 Circulating pump P\_o 21 Inertial storage in series 22 Three-way mixing valve SV3 23 Mixed zone circulating pump P\_c 24 Mixed zone probe TW2 25 Motorized zone valve 26 Bypass valve T1...n\_c Cooling request room thermostat T1...n\_h Heating request room thermostat FCU1...n Cooling only air terminal FHL1...n Radiant floor/radiator heating only in n zones TWR Towel warmer for bathroom integration G Gas line L Liquid line \* OPTIONAL \* See Water treatment diagram according to UNI 8065



# EGEA TECH LT 200-260

## Performance



Energy Monitoring	Installation in cascade	Optimization from Photovoltaic	Integrated solar thermal control	Wi-Fi Remote Control	Anti Legionella Sanitization	Scheduling	Smart grid	Active defrost

MODEL		200 LT	260 LT
Nominal storage capacity	L	192	250
Max. hot water capacity at 40°C	L	247	340
Storage dispersion	W	60	70
Max. DHW temperature with heat pump only	°C	62	62
Max. DHW temperature with supplementary electric booster	°C	75	75
Integrated heating element power	W	1500	1500
Average absorbed power in heating	W	430	430
Heat output from pump	W	1339	1249
Dimensions (Ø x H)	mm	621 x 1607	621 x 1892
Empty weight	kg	88	100
Max. water pressure	bar	7	7
Max. air temperature	°C	43	43
Min. air temperature	°C	-7	-7
Nominal air flow	m³/h	450	450
Cold air outlet max. available head	Pa	117	117
Duct diameter	mm	160	160
Required room volume	m³	>20	>20
Power supply parameters	V-Hz	230V - 50Hz	230V - 50Hz
Protection rating		IP24	IP24
Indoor sound power Lw(A)	dB(A)	53	51
Gas type		R134a	R134a
Charge quantity	g	1000	1000
Heating time 7°C in ECO mode	hh:mm	06:27*	09:29*
COP DHW 7°C		3.23	3.37
Internal coil for solar		--	--
Energy efficiency class for heating water in average climatic conditions		<b>A+</b>	<b>A+</b>
Water heating energy efficiency % in average climatic conditions	%	135	138
Annual energy consumption in average climatic conditions	kW/h	761	1210
Declared load profile		L	XL

\* Test in accordance with EN16147-2017 with air inlet temperature at 7°C (6°C), boiler storage ambient temperature 20°C, water heating from 10°C to 55°C

\*\* Test in accordance with EN16147-2017 with air inlet temperature at 14°C (13°C), boiler storage ambient temperature 20°C, water heating from 10°C to 55°C

# EGEA TECH LT-S 200-260

## Performance



Energy Monitoring	Installation in cascade	Optimization from Photovoltaic	Integrated solar thermal control	Wi-Fi Remote Control	Anti Legionella Sanitization	Scheduling	Smart grid	Active defrost

MODEL		200 LT-S	260 LT-S
Nominal storage capacity	L	187	247
Max. hot water capacity at 40°C	L	241	335
Storage dispersion	W	60	70
Max. DHW temperature with heat pump only	°C	62	62
Max. DHW temperature with supplementary electric booster	°C	75	75
Integrated heating element power	W	1500	1500
Average absorbed power in heating	W	430	430
Heat output from pump	W	1339	1249
Dimensions (Ø x H)	mm	621 x 1607	621 x 1892
Empty weight	kg	97	109
Max. water pressure	bar	7	7
Max. air temperature	°C	43	43
Min. air temperature	°C	-7	-7
Nominal air flow	m <sup>3</sup> /h	450	450
Cold air outlet max. available head	Pa	117	117
Duct diameter	mm	160	160
Required room volume	m <sup>3</sup>	>20	>20
Power supply parameters	V-Hz	230V - 50Hz	230V - 50Hz
Protection rating		IP24	IP24
Indoor sound power Lw(A)	dB(A)	53	51
Gas type		R134a	R134a
Charge quantity	g	1000	1000
Heating time 7°C in ECO mode	hh:mm	06:27*	09:29*
COP DHW 7°C		3.23	3.37
Internal coil for solar		0.72	0.72
Energy efficiency class for heating water in average climatic conditions		<b>A*</b>	<b>A*</b>
Water heating energy efficiency % in average climatic conditions	%	135	138
Annual energy consumption in average climatic conditions	kWh	761	1210
Declared load profile		L	XL

\* Test in accordance with EN16147-2017 with air inlet temperature at 7°C (6°C), boiler storage ambient temperature 20°C, water heating from 10°C to 55°C

\*\* Test in accordance with EN16147-2017 with air inlet temperature at 14°C (13°C), boiler storage ambient temperature 20°C, water heating from 10°C to 55°C



**NOTICE FOR DEALERS:**

With a view to seeking continuous improvement of its production range, in order to increase the level of Customer satisfaction, the Company specifies that the aesthetic and/ or dimensional characteristics, technical data and accessories may be subject to change.

It is therefore necessary to take the utmost care so that every technical and/or commercial document (price lists, catalogues, brochures, etc.) provided to the end customer is updated with the latest edition. The products included in this document can be considered covered by warranty if purchased and installed in UK.

The Sales Organization and that of the Technical Support Centers can be found on the website [www.ferroli.com/en](http://www.ferroli.com/en)

**Customer Service**

T 0330 205 0005  
F 0843 479 0082  
[service@ferroli.com](mailto:service@ferroli.com)

Monday-Thursday  
9.00am-4.00pm  
Friday 9.00am-3.45pm  
Saturday & Sunday closed

**Technical Support**

T 0330 205 0005  
F 0843 479 0082  
[technical@ferroli.com](mailto:technical@ferroli.com)

Monday-Thursday  
9.00am-4.00pm  
Friday 9.00am-3.45pm  
Saturday & Sunday closed

**General Enquiries**

T 0330 205 0000  
[service@ferroli.com](mailto:service@ferroli.com)

We are closed on  
Saturdays, Sundays,  
Bank Holidays,  
Christmas Day, Boxing  
Day and New Year's Day



*We want to be the best  
in Customer support.*

An innovative training project aimed at becoming a reference for the HVAC sector, thanks to 2 technologically advanced training centers + E-learning.

**Ferroli Ltd**

The Granary, Borough Hill Farm, Catton Road,  
Walton on Trent, Derbyshire, DE12 8LL  
tel. +44.0330.205.0002  
[www.ferroli.com](http://www.ferroli.com)  
[uk.sales@ferroli.com](mailto:uk.sales@ferroli.com)